HEMOMATIK Sweden	Liquid level and temperature switch	Art.nr. HMDHI-OT	
	O=..... mm	Drawing nr. HMDHI-OT	Rev. 5
Approved P.L 000321 / Scale 1:2	T=70°C.	Date 921022	Sign. MEM
	For switchpoint .....mm, see label	Rev. date 010827	

CE

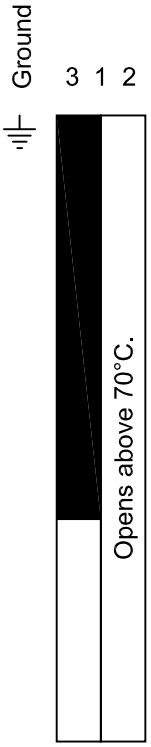

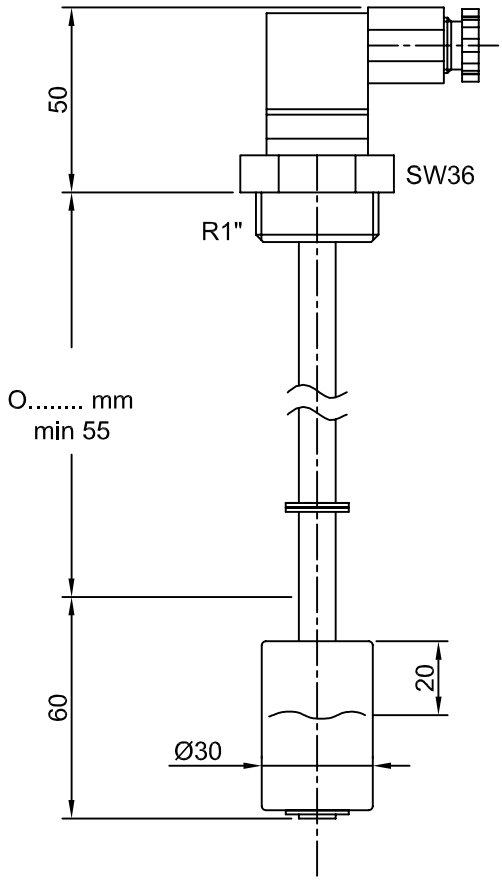

APPLICATION

For sensing off liquid levels to activate pumps or valves via relays or PCs, a floatswitch works equally well with conductive as with non-conductive fluids such as oils.

WORKING PRINCIPLE

The float contains a magnet. It follows the fluid along the stem. The stem is a non magnetic material with 1 to 5 built-in reedswitches.
The magnet activates each reedswitch for aprox. 10 mm. This is called a passing switch. To assure that the contact status remains unchanged the stem is provided with a stop ring below respectively above the float. This allows to determine whether the level is rising or falling.
We have chosen to define the contact status with empty tank and with the thread mounted in the upwards position.

MATERIALS

Stem : Brass
Float : Buna-N (nitrofuel)
Fitting : ABS
Connector : DIN 43650
Temp. max : Oil +100°C, Water +80°C

CONTACT SYMBOLS

S = means NC low, NO going upwards
O = means NO low, NC going upwards
V = change over

TEMPERATURE SWITCH

Level sensors may be equipped with built in over-temperature protection, if specified. Standard temperature switches open above +70°C and reset at +50°C.
Other temperature settings or closing of contacts and tighter tolerances upon request.

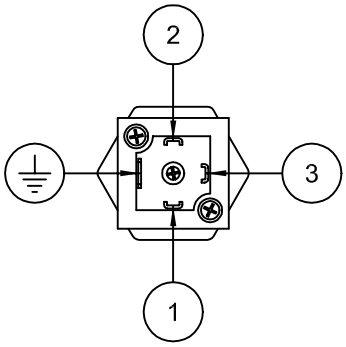

■ = Switch closed

□ = Switch open

ELECTRICAL DATA

Contact rating *	80 VA
max voltage	250 V
max current	1,3 A

* = resistive load
No ground = max 50 V

Note. Above values are for resistive loads.
Mechanical life is 30 millions.
Use series resistor for lamp load, or other suitable protection for inductive loads if the rating is higher than 1/10 of the values above.

HEMOMATIK
Länna, S-142 50 SKOGÅS
Stockholm, Sweden
Ordertel 08-771 00 04
Orderfax 08-771 62 00
Växel 08-771 02 20
Teknisk 08-771 35 80
Email info@hemomatik.se
Internet www.hemomatik.se